

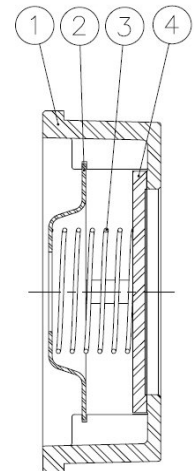
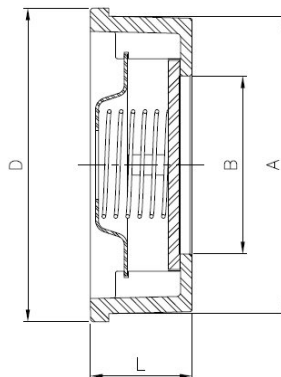
ARTICULO: 2415 Válvula de Retención tipo wafer a disco. Wafer disk check valve.

Características

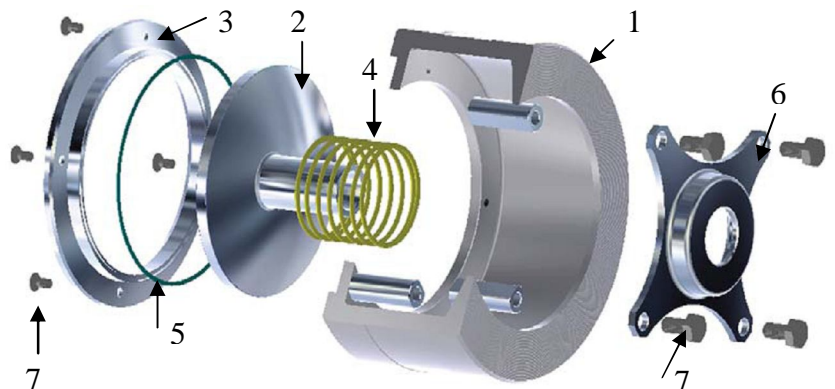
1. Válvula de retención a disco tipo wafer.
2. Construcción en Acero Inoxidable AISI 316.
3. Disco en Acero Inoxidable AISI 316.
4. Resorte en Acero Inoxidable AISI 316.
5. Dimensiones reducidas.
6. Montaje entre bridas DIN PN-16/40 y ANSI 150.
7. Instalación Horizontal, Vertical o Inclinada.
8. Longitud entre caras según EN 558-1 S.49.
9. Presión de trabajo máxima 40/25 Kg / cm².
10. Baja pérdida de carga.

Features

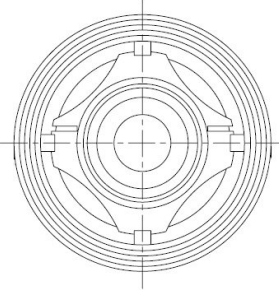
1. Wafer check valve (single disk).
2. Made of Stainless Steel AISI 316.
3. Disk made by AISI 316.
4. Spring made by AISI 316.
5. Little dimensions.
6. Assembly between flanges DIN PN-16/40 and ANSI 150.
7. Installed with vertical, horizontal or inclined flow.
8. Face to Face according EN 558-1 S.49.
9. Max. Working pressure 40/25 Kg / cm².
10. Low head losses.



MEDIDAS DN-125 Y DN-150 / SIZES DN-125 AND DN-150



MEDIDAS DESDE DN-15 HASTA DN-100 / SIZES FROM DN-15 UNTIL DN-100



Sistema de fijación del topè del muelle sin tornillos /
Fixation System of Spring stop ring whitout bolts.

COMPONENTES DESDE DN-15 HASTA DN-100 / PARTS FROM DN-15 UNTIL DN-100

Nº	Denominación/Name	Material	Acabado Superficial/Surface Treatment
1	Cuerpo / Body	Acero Inox AISI 316 / SS 316	Decapado / Shot Blasting + Pickling
2	Tope muelle / Spring stop ring	Acero Inox AISI 316 / SS 316	-----
3	Muelle / Spring	Acero Inox AISI 316 / SS 316	-----
4	Disco / Disk	Acero Inox AISI 316 / SS 316	Decapado / Shot Blasting + Pickling

COMPONENTES DN-125 Y DN-150 / PARTS OF DN-125 AND DN-150

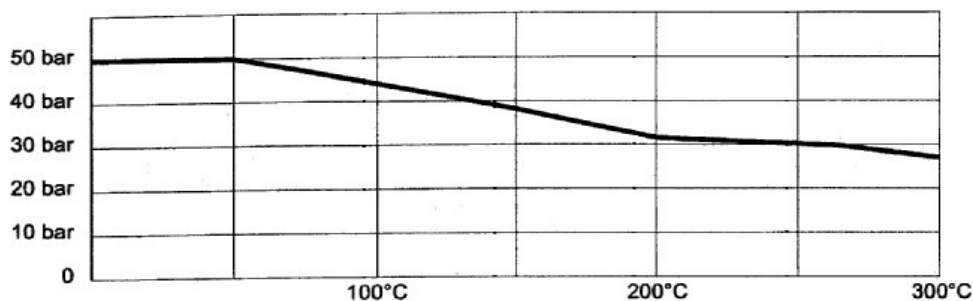
Nº	Denominación/Name	Material	Acabado Superficial/Surface Treatment
1	Cuerpo / Body	Acero Inox AISI 316 / SS 316	Decapado / Shot Blasting + Pickling
2	Disco / Disk	Acero Inox AISI 316 / SS 316	Decapado / Shot Blasting + Pickling
3	Asiento / Seat	Acero Inox AISI 316 / SS 316	-----
4	Muelle / Spring	Acero Inox AISI 316 / SS 316	-----
5	O'ring	NBR	-----
6	Tope muelle / Spring stop ring	Acero Inox AISI 316 / SS 316	-----
7	Tornillo / Bolt	Acero Inox AISI 304 / SS 304	-----

DIMENSIONES GENERALES / GENERAL DIMENSIONS

Ref	Medida/Size	DN	PN	Dimensiones/Dimensions (mm)				Peso/Weight (Kg)
				D	B	A	L	
2415 04	1/2"	15	40	39	15	34	16	0,085
2415 05	3/4"	20	40	46	20	41	19	0,122
2415 06	1"	25	40	54	25	49	22	0,198
2415 07	1 1/4"	32	40	70	32	62	28	0,380
2415 08	1 1/2"	40	40	81	40	71	32	0,520
2415 09	2 "	50	40	94	48	85	40	0,775
2415 10	2 1/2 "	65	40	113	62	102	46	1,240
2415 11	3 "	80	40	132	75	123	50	1,865
2415 12	4 "	100	40	150	95	140	60	2,650
2415 13	5 "	125	25	***	120	185	90	6,750
2415 14	6 "	150	25	***	140	218	105	10,600

CURVA PRESION TEMPERATURA / PRESSURE TEMPERATURE RATING

MEDIDAS DESDE DN-15 HASTA DN-100 / SIZES FROM DN-15 UNTIL DN-100



MEDIDAS DN-125 Y DN-150 / SIZES DN-125 AND DN-150

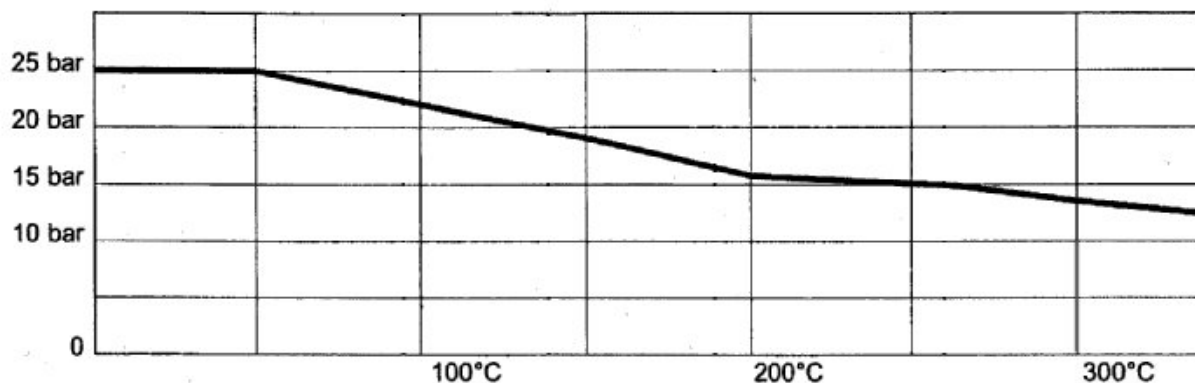
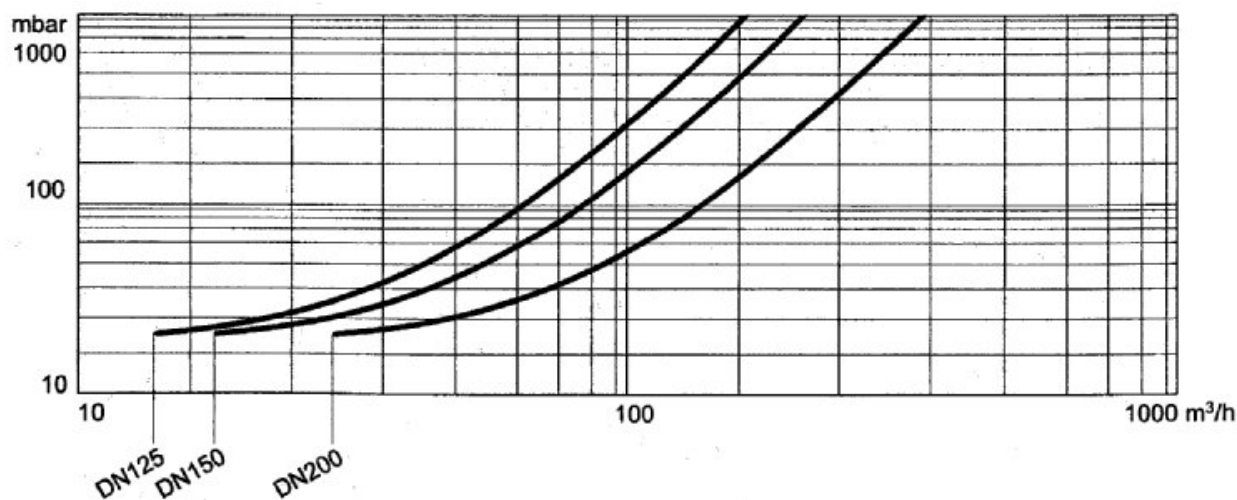
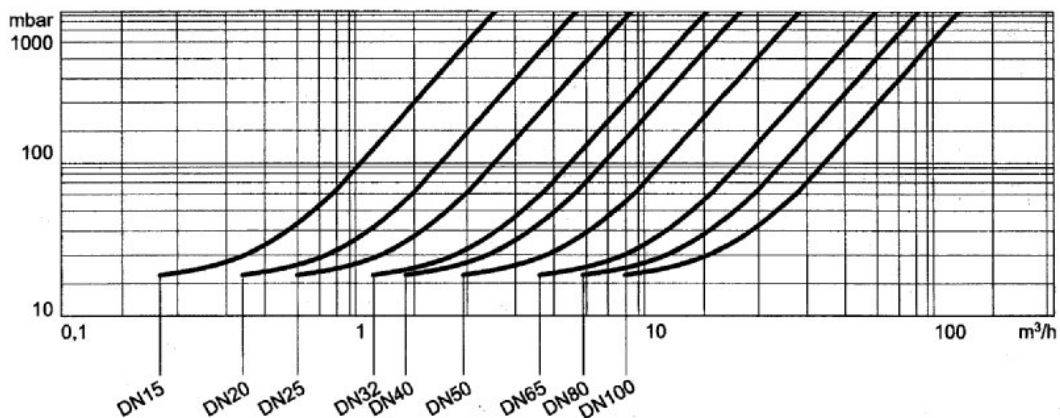


DIAGRAMA DE PERDIDAS DE CARGA / HEAD LOSSES DIAGRAM

(H₂O / 20 °C Flujo Horizontal / Horizontal flow).



MÍNIMA PRESION DE APERTURA / MINIMUM OPENING PRESSURE

FLOW		DN	15	20	25	32	40	50	65	80	100
△	with spring	mbar	25	25	25	27	29	29	31	32	33
▷	with spring	mbar	23	23	23	24	25	25	26	26	27
▽	with spring	mbar	21	21	21	21	21	21	21	21	21
△	without spring	mbar	2	2	2	3	4	4	5	5	6

FLOW		DN	125	150	200
△	with spring	mbar	34	36	36
▷	with spring	mbar	22	23	27
▽	with spring	mbar	17	18	18
△	without spring	mbar	8	9	10