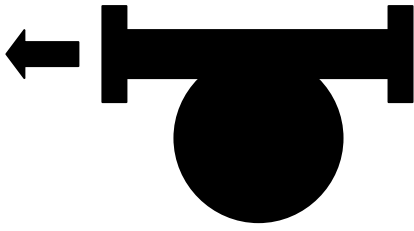
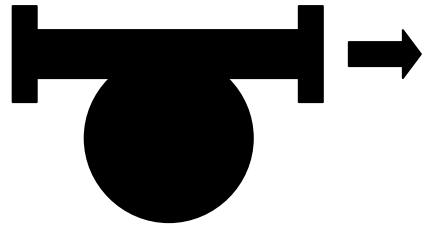



AVERY HARDOLL METER FLOW DIRECTION FACING THE DISPLAY




Horizontal
LH discharge




Horizontal
RH discharge




Vertical Down
LH discharge



Vertical Down
RH discharge



Vertical Up
LH discharge



Vertical Up
RH discharge