

Coaxial Bandpass Filter

VBF-1560+

50Ω 1500 to 1620 MHz



CASE STYLE: FF704

Maximum Ratings

Operating Temperature	-55°C to 100°C
Storage Temperature	-55°C to 100°C
RF Power Input*	1.5W at 25°C

*Passband rating, derate linearly to 0.25W at 100°C ambient. Permanent damage may occur if any of these limits are exceeded.

Features

- Good VSWR, 1.1:1 Typ @ Passband
- Rugged uni-body construction, small size
- Temperature stable

Applications

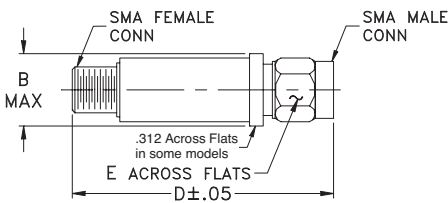
- Harmonic rejection
- Transmitters/receivers
- Lab use
- Test instrumentation

Connectors	Model	Price	Qty.
SMA	VBF-1560+	\$34.95 ea.	(1-9)

+RoHS Compliant

The +Suffix identifies RoHS Compliance. See our web site for RoHS Compliance methodologies and qualifications

Outline Drawing



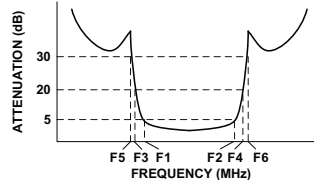
Outline Dimensions (inch/mm)

B	D	E	wt.
.410	1.43	.312	grams
10.41	36.32	7.92	10

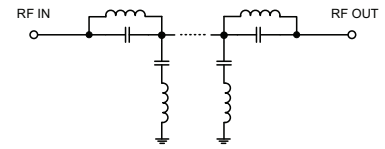
Bandpass Filter Electrical Specifications (T_{AMB} = 25°C)

CENTER FREQ. (MHz)	PASSBAND (MHz) (Loss < 5dB) F1 - F2	STOPBANDS (MHz)				VSWR (:1)	
		Loss > 20dB		Loss 30dB Typ		Passband Max.	Stopband Typ.
		F3	F4	F5	F6		
1560	1500 - 1620	1100	2100	1040	2105 - 4200	1.7	20

Typical Frequency Response

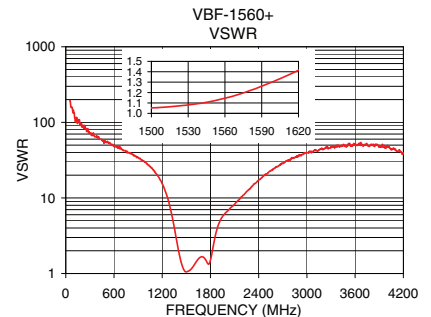
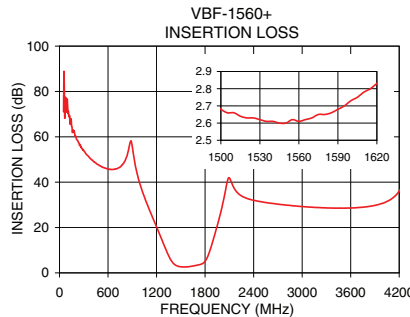


Functional Schematic



Typical Performance Data at 25°C

Frequency (MHz)	Insertion Loss (dB)	VSWR (:1)
50	71.05	193.02
200	60.45	86.86
500	47.20	54.29
1040	34.41	26.33
1100	28.83	22.58
1250	15.98	11.38
1340	8.27	4.63
1400	4.51	2.09
1500	2.68	1.05
1560	2.61	1.15
1620	2.83	1.41
1780	4.36	1.33
1850	8.85	2.79
1910	15.74	4.72
2000	27.66	6.53
2100	41.90	8.20
2105	41.62	8.35
3500	28.55	49.64
4200	36.01	38.61



For detailed performance specs & shopping online see web site

P.O. Box 350166, Brooklyn, New York 11235-0003 (718) 934-4500 Fax (718) 332-4661 The Design Engineers Search Engine Provides ACTUAL Data Instantly at minicircuits.com

Notes: 1. Performance and quality attributes and conditions not expressly stated in this specification sheet are intended to be excluded and do not form a part of this specification sheet. 2. Electrical specifications and performance data contained herein are based on Mini-Circuit's applicable established test performance criteria and measurement instructions. 3. The parts covered by this specification sheet are subject to Mini-Circuits standard limited warranty and terms and conditions (collectively, "Standard Terms"); Purchasers of this part are entitled to the rights and benefits contained therein. For a full statement of the Standard Terms and the exclusive rights and remedies thereunder, please visit Mini-Circuits' website at www.minicircuits.com/MCLStore/terms.jsp.

REV. A
M129173
EDR-8496F2
VBF-1560+
RAV
121016
Page 1 of 1