


HR100

Activation + Safety

Sliding Door Activation combined with Pedestrian Safety at Mounting Heights of up to 3m

Infrared Technology, Single Relay Output



- **Improve Pedestrian Safety**
3 row infrared safety curtain ensures pedestrian safety in and around the dangerous door close area
- **Timely Door Opening**
Detection Distance can be accurately set to suit the installation environment, ensuring timely pedestrian detection in conjunction with reduced false door openings
- **Reduced Time On-Site**
All instructions on how to install the HR100 are clearly printed on the sensor body, reducing on-site installation time
- **Eliminate Site Call-backs**
Intelligent software, with the ability to deal with all types of weather and reflection conditions make false door activations a thing of the past




www.hotron.com

HOTRON

HR100

Activation + Safety



Technical Specification

Model	HR100 (Single Relay) Pedestrian Door Activation + Safety	
Detection Method	Active Infrared Detection	
Installation Height	2000mm to 3000mm (6.5ft to 10ft)	
Sensor Dimensions	230mm (W), 70mm (H), 44mm (D)	
Pattern Adjustment	Width Adjustment: Inner 3 rows Wide or Narrow Width Adjustment: Outer 2 rows Wide or Narrow Depth Adjustment: Inner 3 rows 0° - 8° Depth Adjustment: Outer 2 rows 0° - 10° Depth Adjustment: 1 to 5 rows of detection (Dip Switch)	
Presence Timer	2sec, 15sec, 1min and infinity (Inner 3 rows) 2sec and 15sec (Outer 2 rows)	
IP Rating	54	
Power Supply	12 to 24V AC or DC ± 10%	
Power Consumption	AC12V-1.7 [VA] (Max), DC12V-110 [mA] (Max) AC24V-2.1 [VA] (Max), DC24V-60 [mA] (Max)	
Output Relay	Relay contact: DC50V 0.1A (Resistance Load) Relay is driven with "Fail Safe" concept	
Relay Hold Time	Approx. 0.5 sec	
LED Indication	Power On = Green Detecting = Red Detecting Door = Orange	
Operating Temperature	-20°C to +60°C, (-4°F to 140°F)	
Weight	250g (0.55 lbs)	
Available Colours	Black: Product Code = HR100/BL Silver: Product Code = HR100/S	
Accessories Provided	2.5m Connection Cable, Mounting Template, Mounting Screws, Installation Instructions	

Accessories



HA-120
Ceiling Recessed Bracket



UTB-HR100
Ceiling attached bracket



Cable-2.5M
Hotron 2.5M Cable



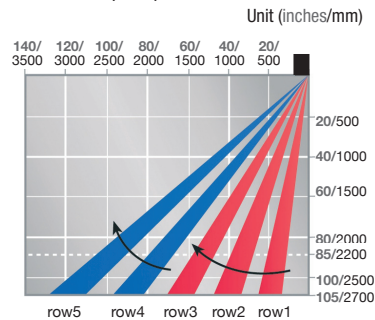
HR100-COV/BL
Black sensor cover
HR100-COV/S
Silver sensor cover



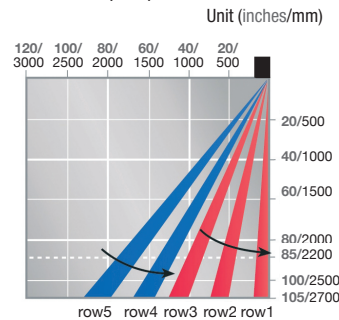
WC/BL
Black weather cover

Detection Area (inches/mm)

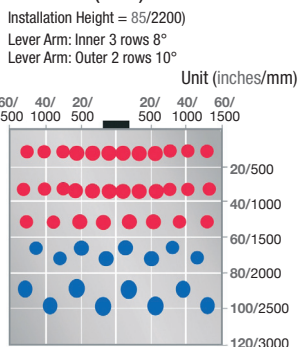
Side View (Max.)



Side View (Min.)



Plan View (Max.)



Plan View (Min.)

